



The Harlem Children's Zone[®]

Breaking the cycle of poverty



Dr. Betina Jean-Louis
Director Of Evaluation,
Harlem Children's Zone

bjeanlouis@hcz.org

National Crisis

- **Poverty**
 - **18 million** children living in poverty in the US¹
 - Poverty costs the US **4% of GNP** each year²
- **Failing Schools**
 - By 4th grade only **17%** of poor children score at or above proficient in reading on the National Assessment of Educational Progress (NAEP)
 - By 4th grade only **22%** of poor children score at or above proficient in Math on the NAEP³
- **Drop-Outs, Unemployment and Jails**
 - **72%** of black male HS dropouts in their 20s were jobless
 - By their mid 30s, **6 in 10** black male HS dropouts had spent time in prison⁴
 - **One in every 100** adults in America is locked up⁵

¹ Monea, and Sawhill. Simulating the Effect of the "Great Recession" on Poverty. (Washington, DC; Cenger for Children & Families, 2009).


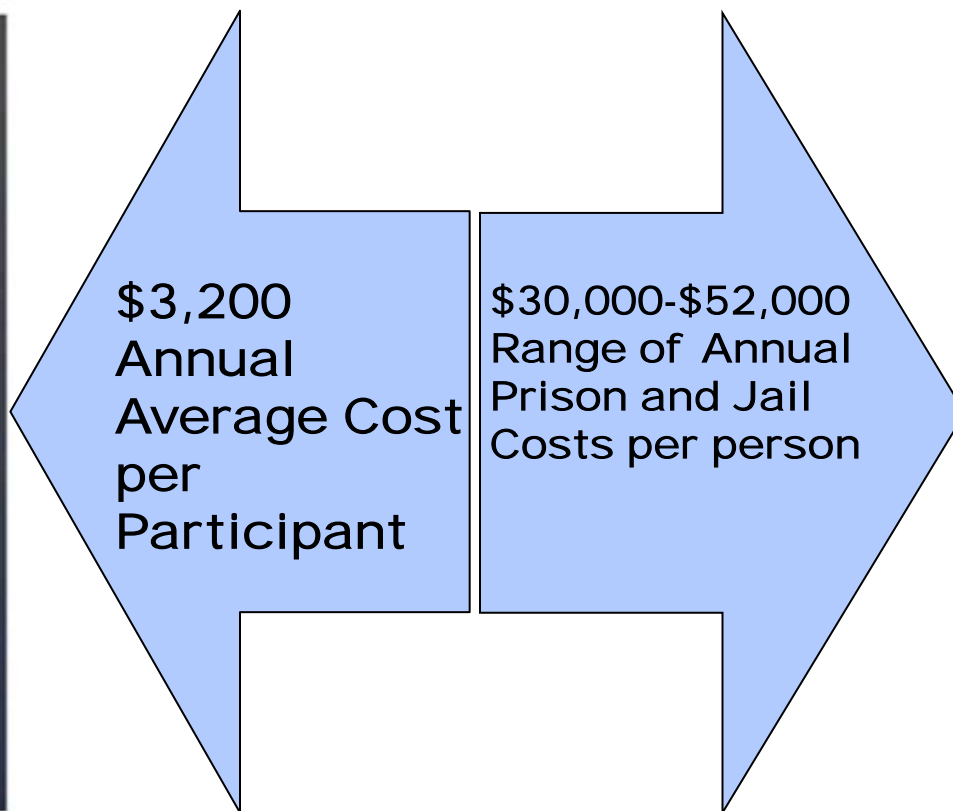
² Holzer, Duncan, Ludwig. The Economic Costs of Poverty: Subsequent Effects of Children Growing Up Poor. (Washington, DC: Center for American Progress, 2007)

³ The State of America's Children 2005. Washington, DC: Children's Defense Fund

⁴ Eckholm, Erik. Plight Deepens for Black Men, Studies Warn. *New York Times*. March 20, 2007

⁵ Liptak, Adam. Inmate Count in U.S. Dwarfs Other Nations. *New York Times*. April 23, 2008.

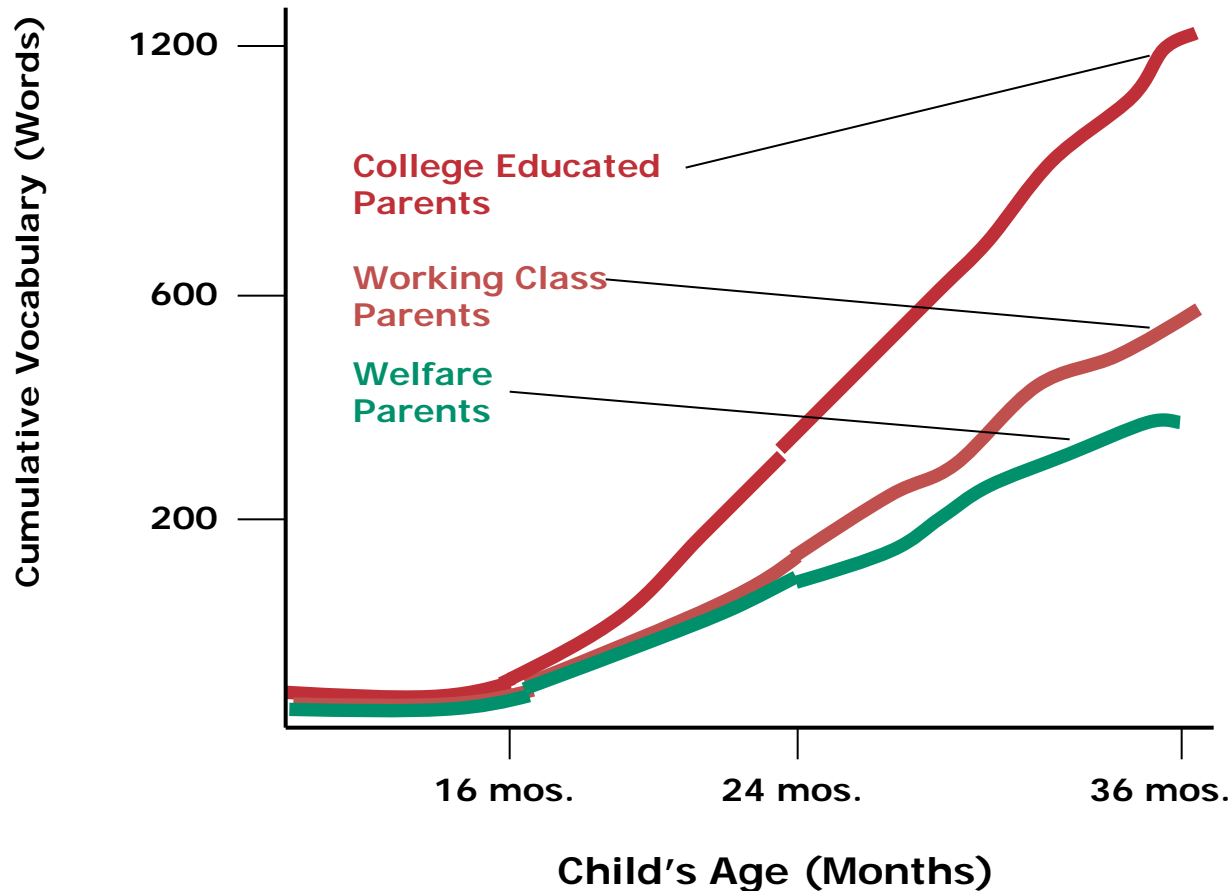
National Crisis



Note: Bright red areas on the map represent higher cumulative costs for residents who were incarcerated in 2003. The lifetime prison cost for residents from the HCZ Project area is \$42 million (based on \$30,000 per person).

Source: Million Dollar Blocks map and data was created by Laura Kurgan at Columbia University's Spatial Information and Design Lab GIS.

Barriers to Educational Achievement Emerge at a Very Young Age



Source: Hart, B., & Risley, T. (1995). Meaningful differences in the everyday experiences of young American children. Baltimore, MD: Brookes.

Slide prepared by Center for the Developing Child, Harvard University

The Crisis in Harlem

- **Poverty**– The 2008 Census report indicated that 13.2% of all Americans lived in poverty. In Central Harlem, 37% live in poverty. More than 72% of youths are born into poor families.
- **Family Risk Factors** – Central Harlem has one of the highest rates of single-parent families (68.8% of births are to single mothers) and the highest number of children in foster care in the city.
- **Education Failure** – Central Harlem’s School District 5 ranked the lowest in Manhattan in terms of students meeting standards on the 2010 New York mathematics and ELA exams.
- **Unemployment**– 18.5% of the community is unemployed, nearly double the 9.7% New York City rate, and in the St. Nicholas Housing Development, the rate is a staggering 34.7%
- **Prenatal Care** -- 11% of births occur without adequate prenatal care, compared to a city-wide rate of 5.8%

The Crisis in Harlem

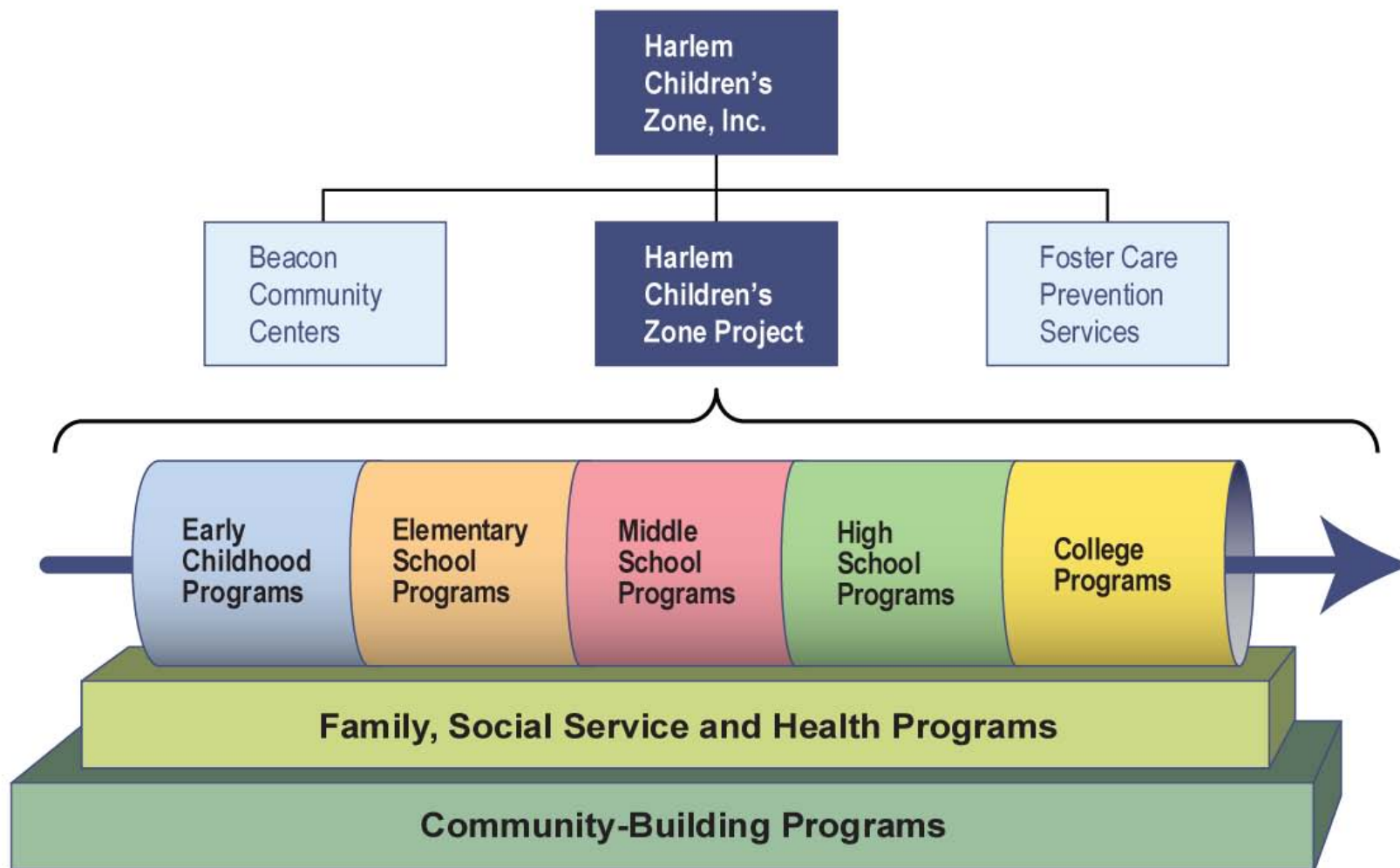
HCZ administered an Economic Stability Survey in fall 2009. As the economy has worsened, poor families feel the shocks:

- Overall, 75% of the respondents indicated having a harder time during the last 5 years to make ends meet for themselves and their families to some degree
- The majority of participants (72%) worry about housing costs or losing their homes
- More than half of low income families (64%) reported experiencing difficulty providing food for their family in the last year
- Approximately one third of the participants who received public assistance, welfare or safety net assistance reported that their benefits had been reduced
- 1/3 of the low income participants reported that the main source of income in their household lost a job during the last year

HCZ Principle 1: Neighborhood-Based & At-Scale



HCZ Principle 2: Best-Practice Pipeline for Children from ages 0-24 with Supports for Families and Community





HCZ Principle 3: Community Building



HCZ Principle 4: Program Evaluation

Impact: HCZ Project results for Early Childhood



Highlights:

The Baby College (age 0-3)

99.5% of parents had up-to-date or scheduled immunizations for their child

Harlem Gems (4 year olds)

99.5% of all Harlem Gems students (Original, Uptown and Head Start) were school ready.

Our cost-benefit analysis estimates that as a result of one annual cohort of 192 Gems pre-k children, society will accrue **\$91M** in additional increased income, increased health, reduced crime and reduced use of social services.

Impact: HCZ Promise Academy Charter Schools



Will Dobbie and Roland G. Fryer, Jr. of Harvard University have evaluated data from HCZ Promise Academy Charter Schools (2009)

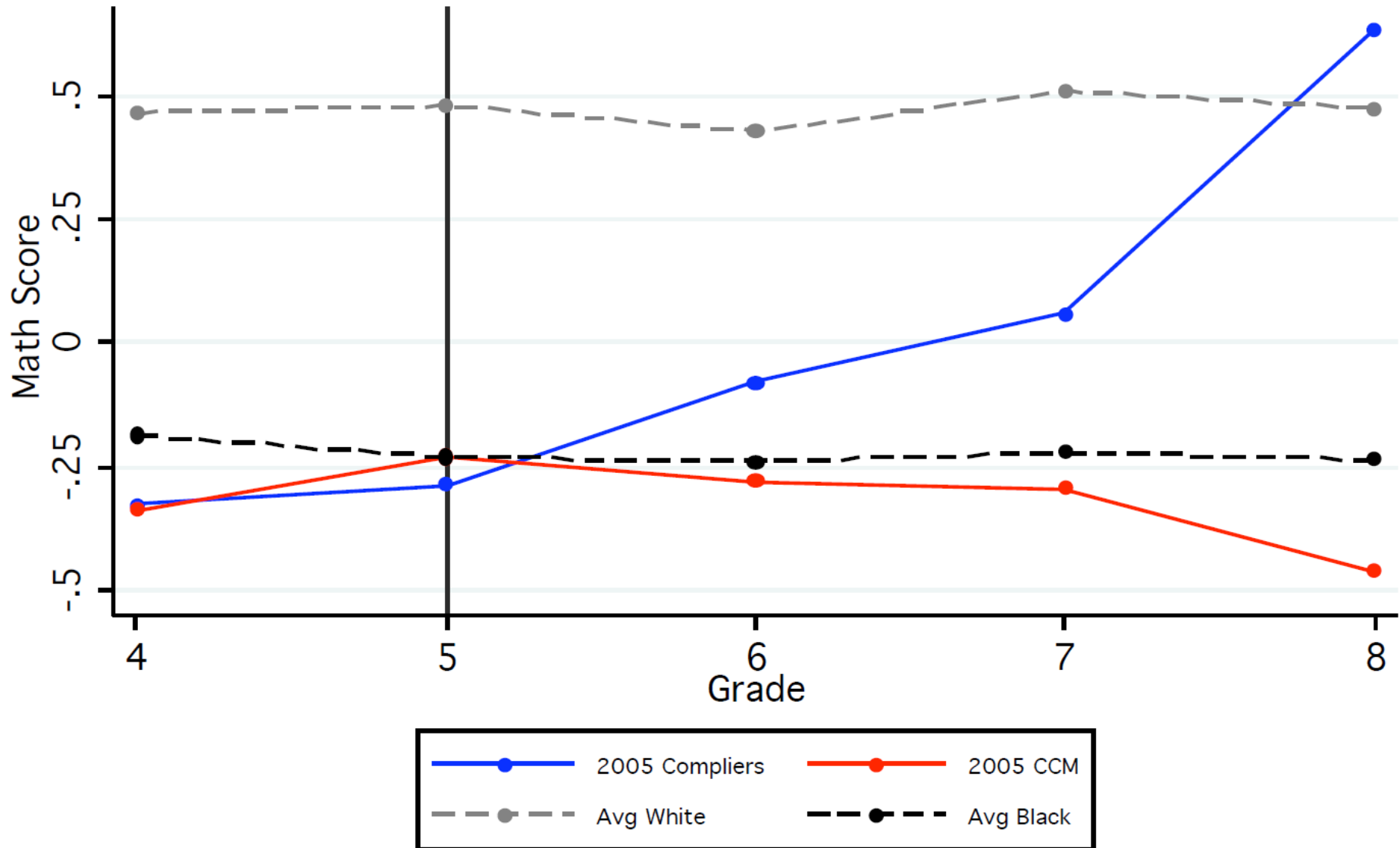
Highlights

HCZ has been enormously successful at increasing the academic achievement of the poorest minority students.

- **Students enrolled in HCZ Promise Academy charter elementary school eliminate the racial test score gap in Math and English Language Arts by third grade**
- **Students enrolled in HCZ Promise Academy Charter Middle School eliminate the racial test score gap in Math and substantially narrow it in English Language Arts**

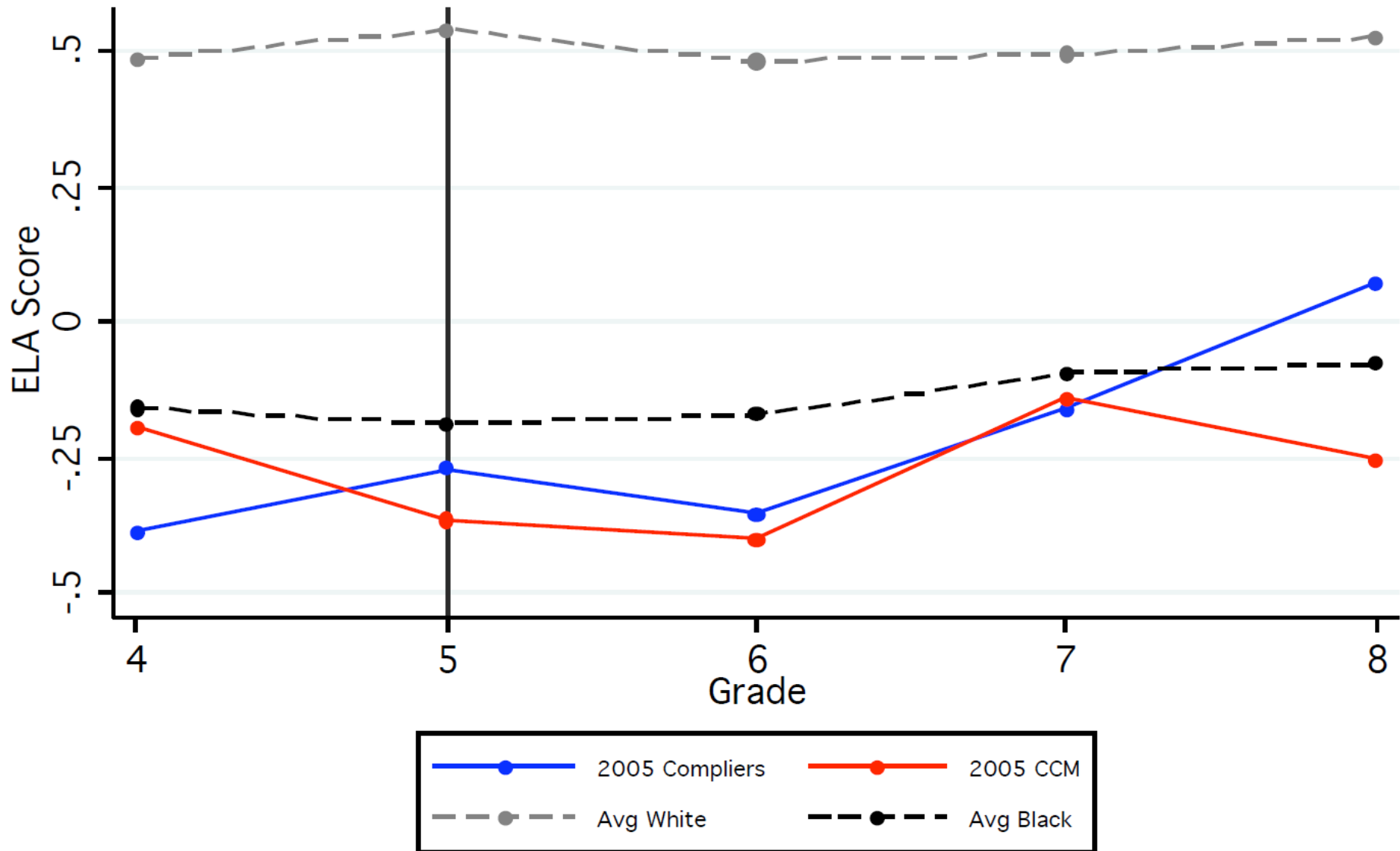
Mean Test Scores by Treatment Status

Math results



Mean Test Scores by Treatment Status

ELA results



Impact: HCZ Project results for High School



Highlights:

Employment and Technology Center

100% of High School after-school program participants (284 of 284) stayed in school

TRUCE Media (*Risk Behaviors of High School Students; 2009-2010 Program Year*)

- At post-test, 25.47% of students (27 of 106) had used alcohol in the 30 days prior to the survey; this number compares favorably to the national average of 45%
- At post-test, 2.83% (3 of 106) of students had used marijuana in the 30 days prior to the survey; this number compares favorably to the national average of 20.8%

Impact: HCZ Project results for college students



Highlights:

College Success Office

- **259** students were accepted into college
- **580** students served by CSO in 2009-10
- **\$6.4** Million in scholarship money earned by HCZ seniors in 2009-10

College graduates earn almost double the salary of high-school graduates

- Average annual income for high-school dropout is **\$17,299**
- Average annual income for HS graduate with associate's degree is **\$36,645**
- Average annual income for college graduate with bachelor's is **\$52,671**

Impact: Family, social service and health results



Highlights:

HCZ Asthma Initiative

6,434 surveys: 28.9% of children 12 or under surveyed reported a diagnosis of asthma. This rate is significantly higher than the national average, which is reported to be between 5-7%

HCZAI Collaborators

- Harlem Hospital Medical Center
- Harlem Children's Zone
- NYC Department of Health and Mental Hygiene
- NYC Department of Education
- The Robin Hood Foundation
- Volunteers of Legal Service

Harlem Children's Zone Asthma Initiative

Parent Surveys at
HCZ Schools and
Programs

Hospital/Clinic
Referrals

Child Enrolled

Environmental

Review & reduction of household triggers
Pest Remediation
Minor housing repairs
Legal Assistance with Landlords
Smoking Cessation
Household Products

Medical

Review Asthma Action Plan
Contact Patient's Doctor
Health Insurance
Allergy Testing

Interventions via Home Visits

Social

Social Worker
Mental Health Referrals

Educational

Medication Usage
Trigger Reduction

Decrease in Asthma-Related Issues

	Baseline	9 months	18 months	27 months	36 months	42 months
	N=1042	N=419	N=251	N=164	N=98	N=62
% Missing School	29.7%	11.3%	7.1%	7.5%	4.8%	9.1%
% Going to Emergency Rm	47.2%	18.1%	12%	9.2%	8.2%	16.1%
% Admitted to Hospital Overnight	11.4%	2.4%	1.2%	1.8%	1.0%	3.2%

More Consistent Medication Usage

	Baseline	9 months	18 months	27 months	36 months	42 months
	N=1042	N=419	N=251	N=164	N=98	N=62
% Taking Prescribed Medications Daily	47.5%	58.3%	62.8%	60.7%	74.2%	75.8%

Impact: Community-building results



Highlights:

HCZ's Free Tax-Assistance

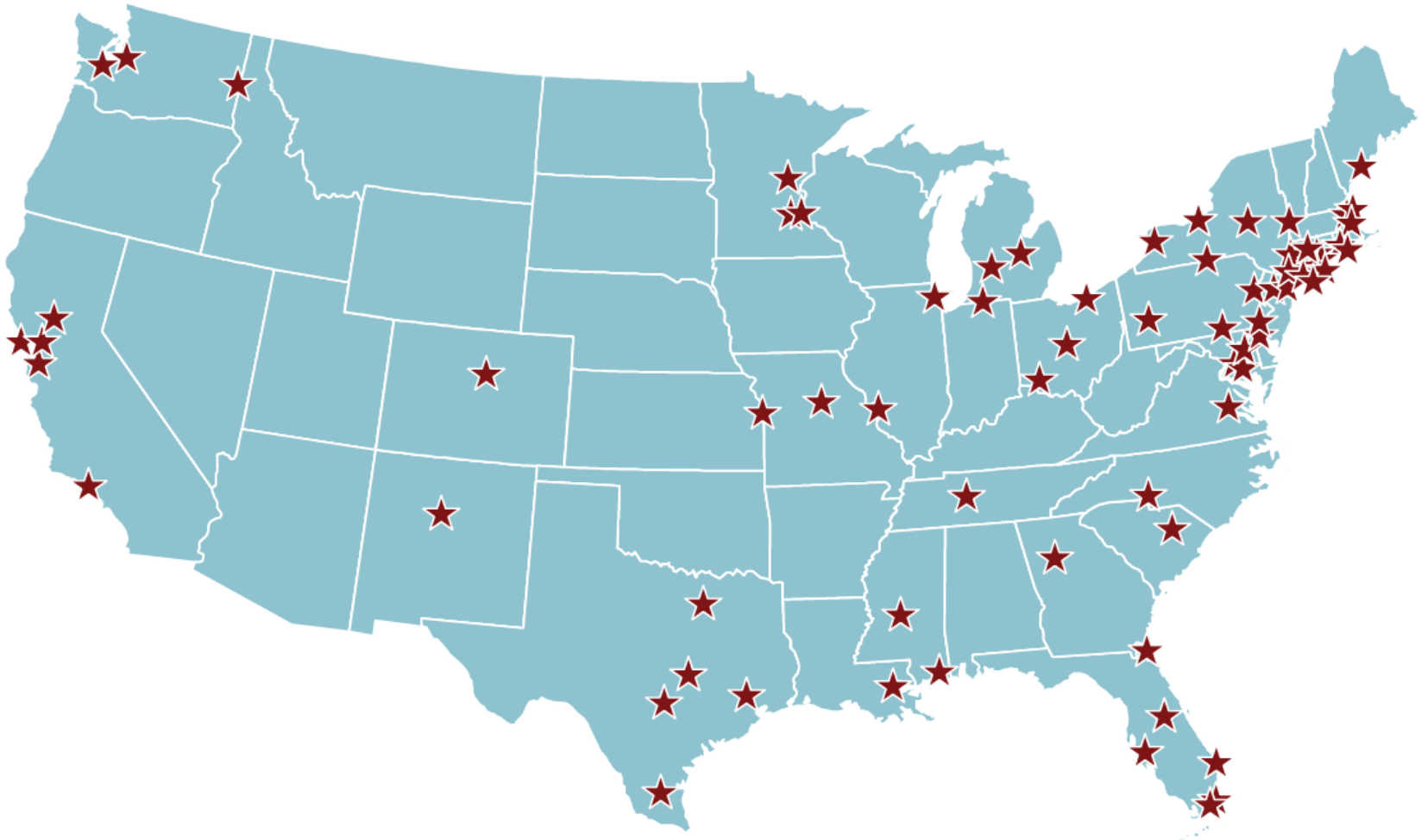
- **\$6.2M** returned in tax refunds through HCZ tax-assistance program
- **4,800** Harlem residents used HCZ's free tax assistance

HCZ's Community Pride

- **32** buildings converted to low-income co-ops
- Working in tandem with local residents, corporations and their volunteers have donated over **\$500,000** in time and resources

Impact: HCZ shares knowledge with other communities

HCZ's Practitioners Institute has worked with more than 100 communities nationwide, as well as groups from more than 20 countries



Promise Planning Grant Recipients

Applicant Name	Project Title
Proyecto Pastoral at Dolores Mission	Boyle Heights Los Angeles Promise Neighborhood
Neighborhood Centers, Inc.	Gulfton Promise Neighborhood
University of Arkansas at Little Rock	Central Little Rock Promise Neighborhood
Morehouse School of Medicine	Atlanta's Promise Neighborhood
Community Day Care Center of Lawrence, Inc.	Arlington Community of Excellence
Westminster Foundation	Buffalo Promise
Abyssinian Development Corporation	Harlem Promise Neighborhood
Universal Community Homes	Universal Promise Neighborhood Initiative
California State University East Bay	Hayward Promise Neighborhoods Partnership
Boys & Girls Club of the Northern Cheyenne Nation	Northern Cheyenne Nation Promise Neighborhood
Lutheran Family Health Centers/ Lutheran Medical Center	Sunset Park Promise Neighborhood

Promise Planning Grant Recipients

Applicant Name	Project Title
Youth Policy Institute	Los Angeles Promise Neighborhood
United Way of Central Mass., Inc.	Main South Promise Neighborhoods Partnership
Cesar Chavez Public Policy Charter H.S.	DC Promise Neighborhoods Initiative
United Way of San Antonio & Bexar County	Eastside Promise Neighborhood
The Guidance Center	River Rouge Promise Neighborhoods Initiative
Athens Clarke County Family Connection Inc.	Athens-Clark County Promise Neighborhood Initiative
Berea College	Improving Rural Appalachian Communities
Dudley Street Neighborhood Initiative	Boston's Promise Initiative
Amherst H. Wilder Foundation	St. Paul's Promise Neighborhood
Delta Health Alliance, Inc.	The Delta Promise Neighborhood Project